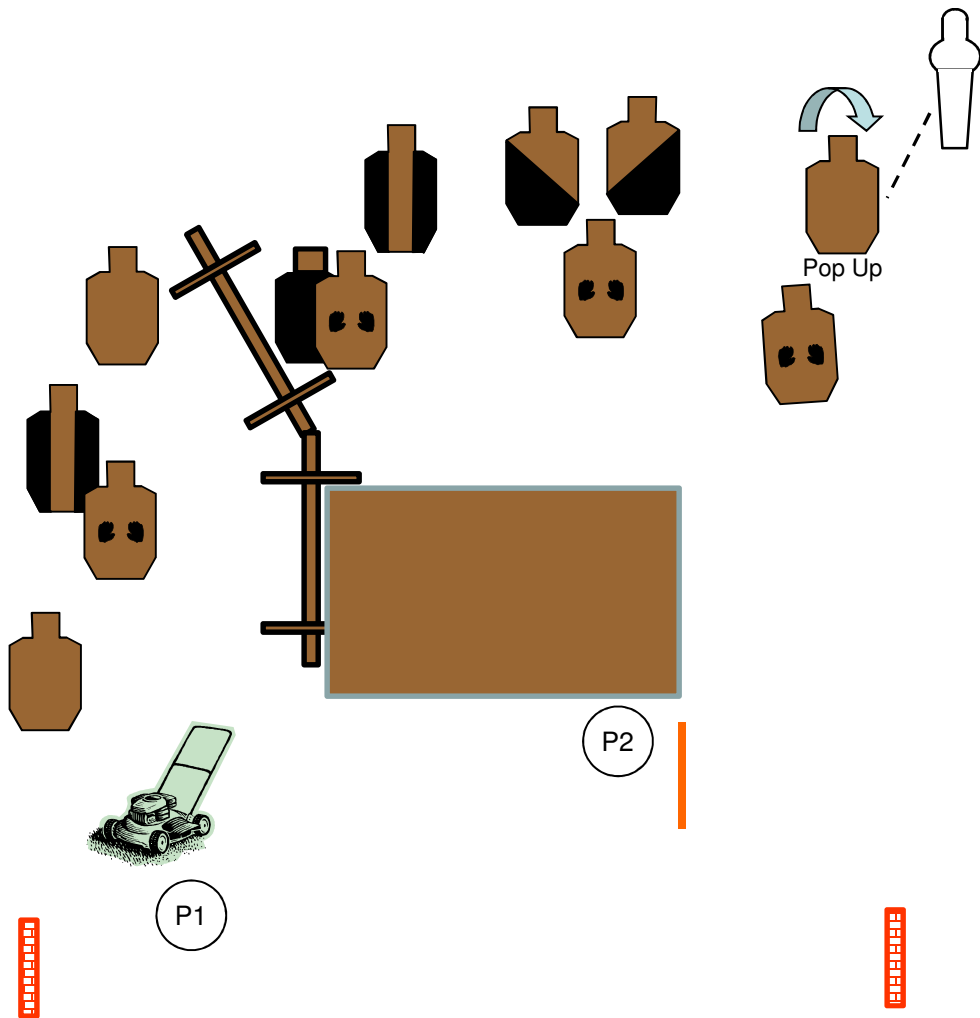


Scenario	It's a riot gone violent. The thugs start to attack and you have to stop it. You use the only cover you can find.
Scoring	Vickers
Concealment	Mandatory
Starting Position	P1 Kneeling behind barrel Gun loaded to division capacity.
Description	At the signal, turn, draw and engage all targets in tactical priority with 2 shots each from behind the Bianchi barricade. Four rows of threats.
Scored shots	18
Targets	5 x open, 4 x NT, 2 x skunk, 2 x head,
Props	
Setup notes	Targets spread out from side to side
SO Notes	
BAY A	

Thugs en mass

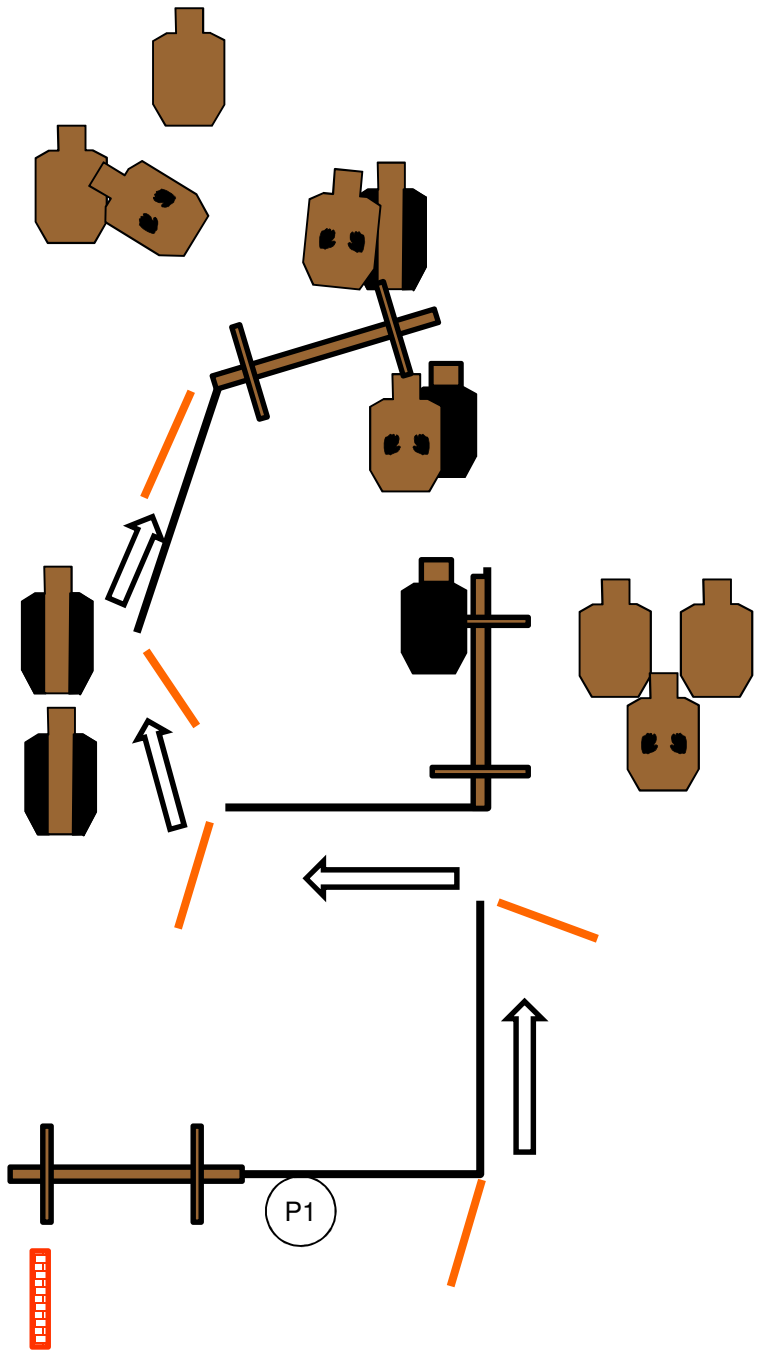
Mark
Stavrakis

8-2018



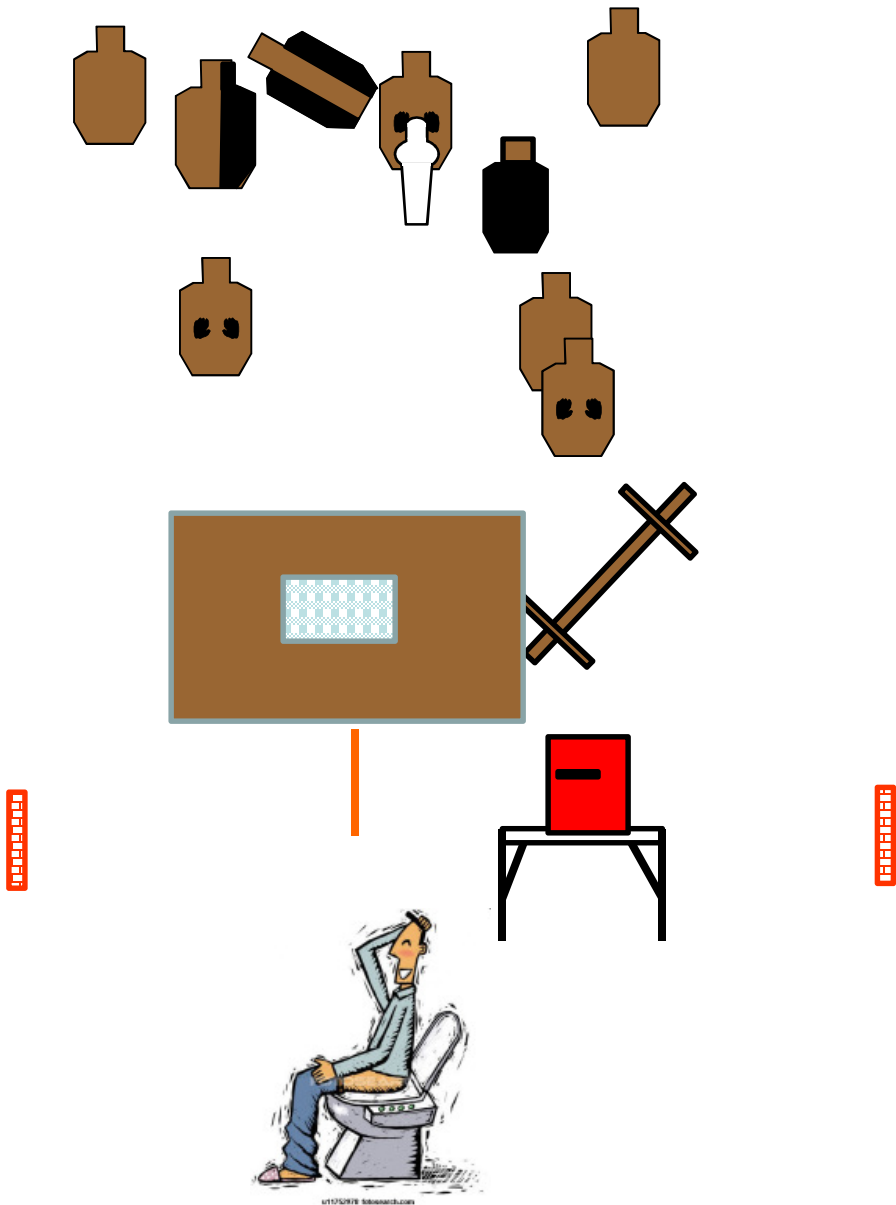
Scenario	You got a job cutting grass at a city park which happens to be where crack heads hang out. They say you're bothering them and attack you. You have to protect yourself.
Scoring	Vickers
Concealment	Mandatory
Starting Position	P1 Both hands on the mower handle. Gun loaded to division capacity.
Description	At the signal draw and engage targets in tactical priority, near to far, with 2 shots each from behind mower. Proceed to P2 and engage all others targets with 2 shots each. Steel must fall.
Scored shots	17
Targets	3 x plain, 4 x NT, 2 x skunk, 1 x head, 1 x right diag, 1 x left diag,
Props	Lawn mower, popper
Setup notes	
SO Notes	
BAY B	

Crackhead Park	Mark Stavrakis	9-2018
-----------------------	----------------	--------



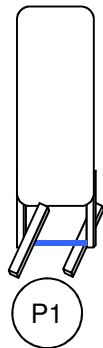
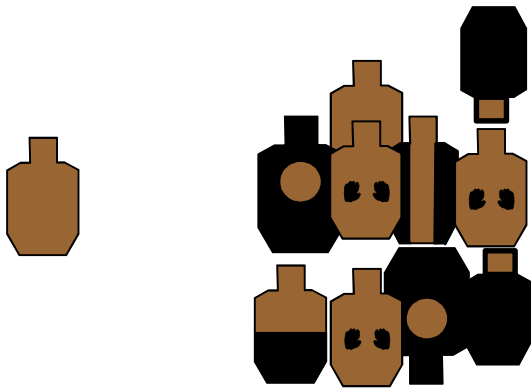
Scenario	Work your way through the maze.
Scoring	Vickers
Concealment	Mandatory
Starting Position	P1 Start facing wall, hands at French position. Gun loaded to division capacity.
Description	At the signal, engage all targets with 2 shots each while proceeding through the maze.
Scored shots	18
Targets	4 x Open, 4 x NT, 3 x skunks, 2 x Head
Props	
Setup notes	
SO Notes	
BAY C	

The Maze	Mark Stavrakis	9-2018
-----------------	----------------	--------



Scenario	You're seriously contemplating never going to Taco Bell again when you hear a loud noise in your backyard. You get up, retrieve your gun and open the window and find a bunch of hoodlums in your yard stealing your stuff. It looks like they're armed so you take care of business.
Scoring	Vickers
Concealment	Optional
Starting Position	P1 Sitting on the throne with head in both hands facing down. Gun loaded to division capacity in gun safe. Spare ammo in safe.
Description	At the signal, get up, retrieve gun and ammo. Proceed to wall and remove blind from window with weak hand. Engage all targets through window. Shooter's choice which side of window to stand by.
Scored shots	13
Targets	3 x open, 2 x NT, 1 x skunk, 1 x head, 1 x left HC
Props	The gun safe, toilet, window wall with Tee Shirt for curtain over window.
Setup notes	Hang Tee shirt in window to simulate blinds
SO Notes	
BAY D	

Taco Bell	Mark Stavrakis	9-2018
------------------	----------------	--------

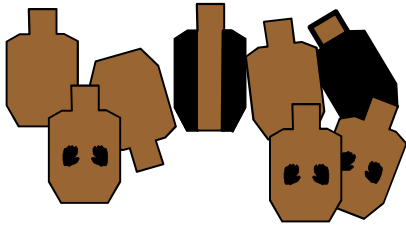


Scenario	Skill test
Scoring	LIMITED Vickers
Concealment	Mandatory
Starting Position	P1 Facing back to targets. Hands in the French position Gun loaded to division capacity.
Description	At the signal, turn, draw and engage all targets, any order, from behind Bianchi, either side with 2 shots each.
Scored shots	16
Targets	2 x open, 3 x NT, 1 x skunk, 2 x head, 2 x center only, 1 x bottom HC
Props	
Setup notes	10 yards
SO Notes	
BAY E	

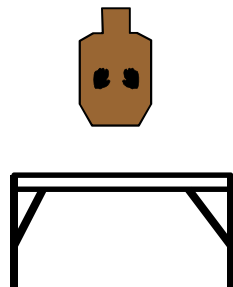
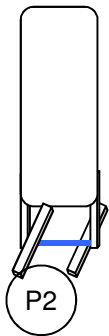
Are you kidding me?

Mark Stavrakis

9-2018



Scenario	
Scoring	Vickers
Concealment	Mandatory
Starting Position	P1 Facing up range, hands in the French position. Gun loaded to division capacity.
Description	At the signal engage both poppers, <u>STRONG HAND ONLY</u> Proceed to Bianchi and engage all targets with <u>3 shots</u> each from either side of Bianchi. Steel must fall.
Scored shots	17
Targets	3 x open, 2 x NT, 1 x skunk, 1 x head only
Props	2 x poppers
Setup notes	Poppers set up at extreme left and right of space but 10 yards max.
SO Notes	At P1 shooter can engage either popper first.
	BAY F

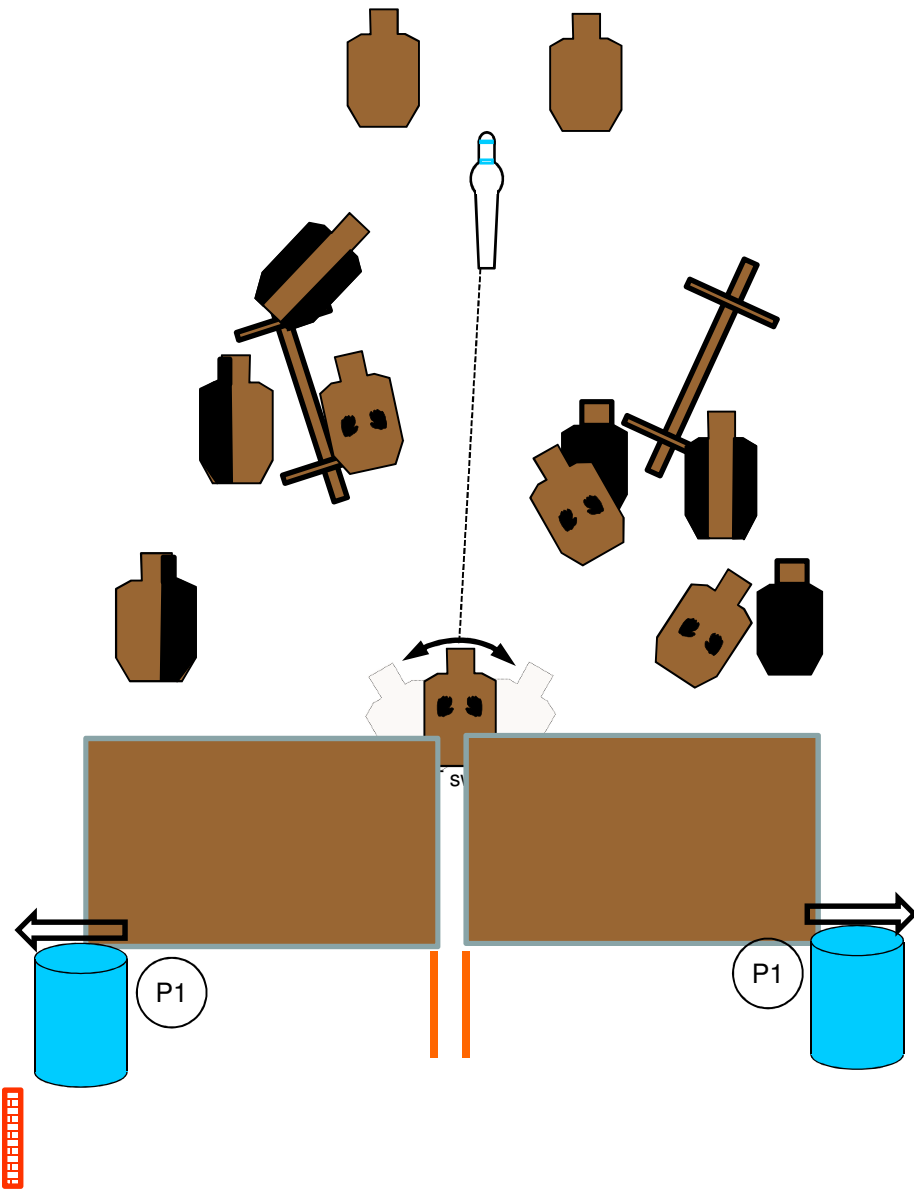


P1

Fall down darn it!

Mark
Stavrakis

9-2018



Scenario	The bad guys are out in force with hostages. You only have a small area to defend from.
Scoring	Vickers
Concealment	Optional due to hot weather
Starting Position	P1 Shooter's choice which side to start from. Facing barrel. Gun loaded to division capacity.
Description	At the signal, turn and advance to center space. Engage all targets through opening.
Scored shots	17
Targets	2 x open, 4 x NT, 2 x skunk, 2 x head, 1 x right HC, 1 x left HC
Props	Popper. 2 x barrels, 1 x swinger
Setup notes	Leave about 12" between walls to shoot through
SO Notes	Remember you can't cross the opening!
BAY X	

We like it tight	Mark Stavrakis	9-2018
-------------------------	----------------	--------