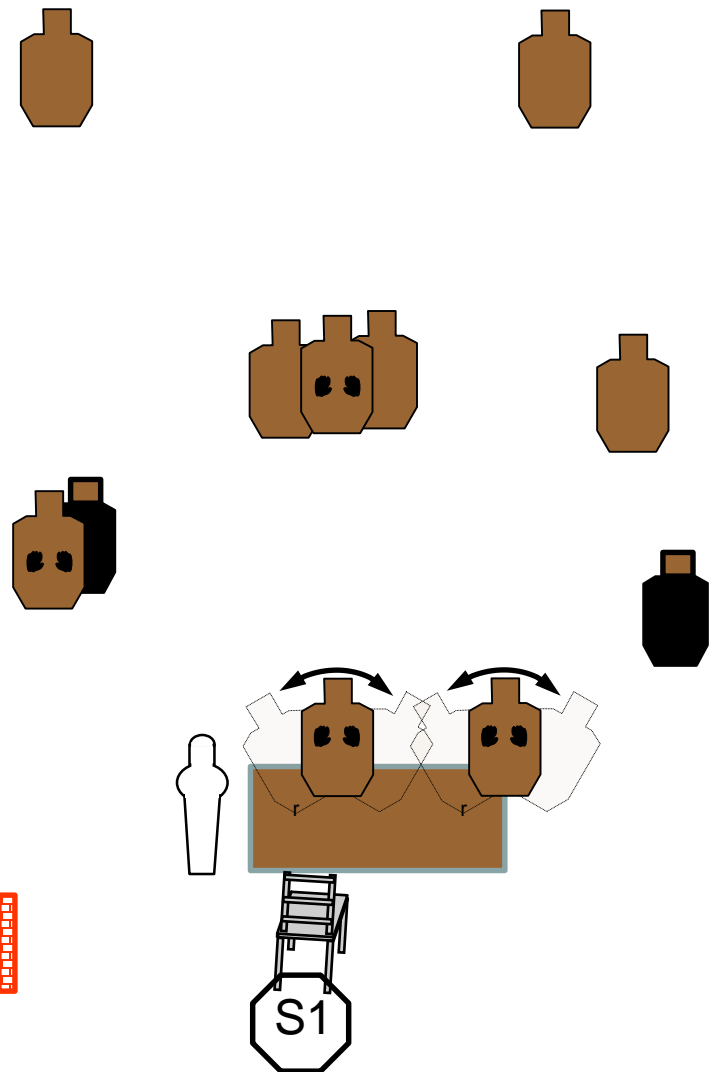


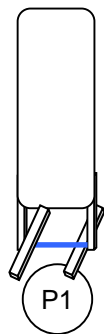
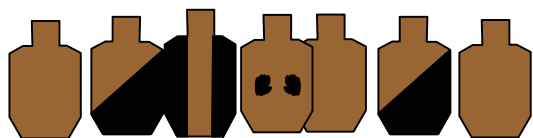
Scenario	You're base in being over run and you have to engage the threats on the way to an exit.
Scoring	Vickers
Concealment	Mandatory
Starting Position	P1 Facing up range Gun loaded to division capacity.
Description	At the signal turn and proceed to P1. Engage all targets. Proceed to P2 and engage all targets. Proceed to P3 and engage all targets. Proceed to P4 and engage all targets All targets get 2 shots each.
Scored shots	18
Targets	5 x plain, 2 x NT, 2 x head, 1 x skunk, 1 x RHC
Props	
Setup notes	
SO Notes	
	<b>BAY A</b>

<b>Over Run</b>	Mark Stavrakis	1/2020
-----------------	----------------	--------



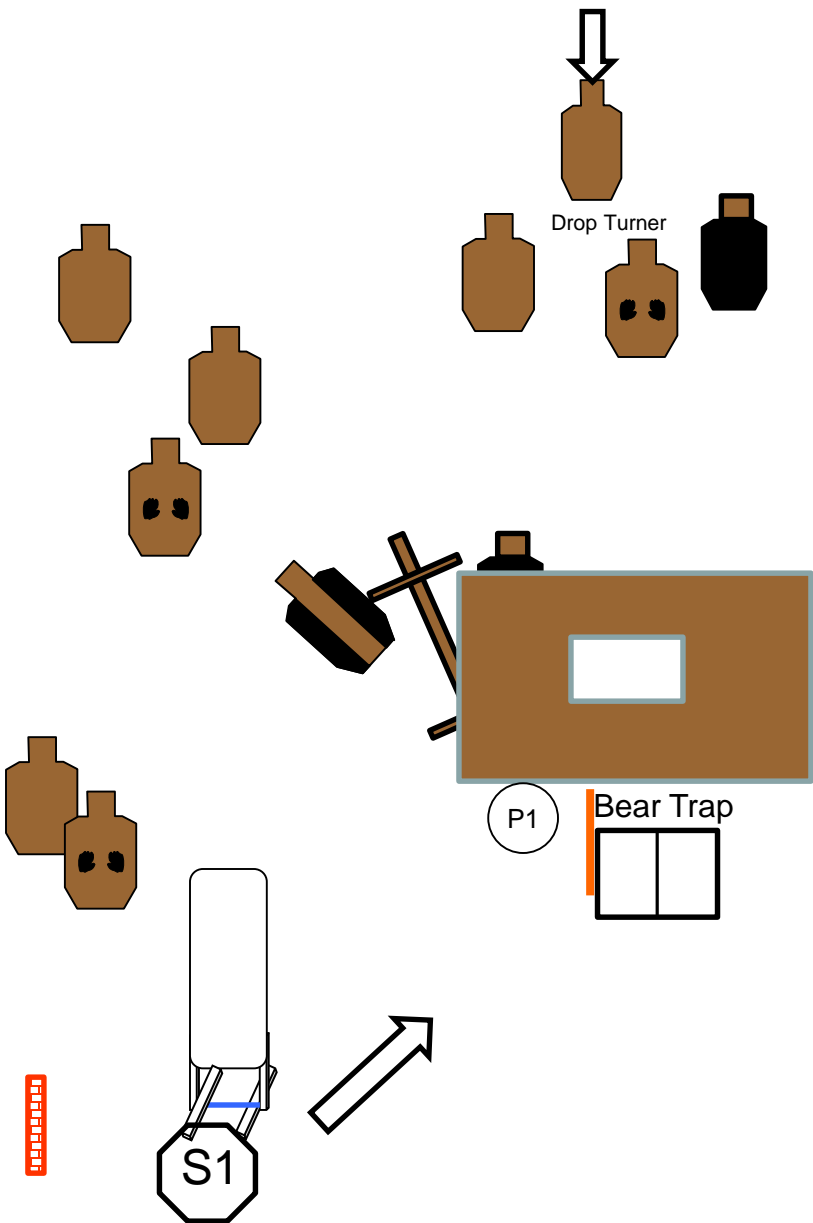
Scenario	You're in church and notice a couple guys acting very suspicious. Suddenly some more accomplices arrive and pull guns. Now it's your turn but you have to get the person next to you on the floor.
Scoring	Vickers
Concealment	Mandatory
Starting Position	P1 Seated in church pew holding song book. Gun loaded to division capacity.
Description	At the signal, push popper over and engage targets from behind cover, near to far with 2 shots each.  3 rows of targets
Scored shots	14
Targets	5 x plain, 4 x NT, 2 x head
Props	2 x swingers, large popper
Setup notes	
SO Notes	
	<b>BAY B</b>

<b>Trouble in church</b>	Mark Stavrakis	1/2020
--------------------------	----------------	--------



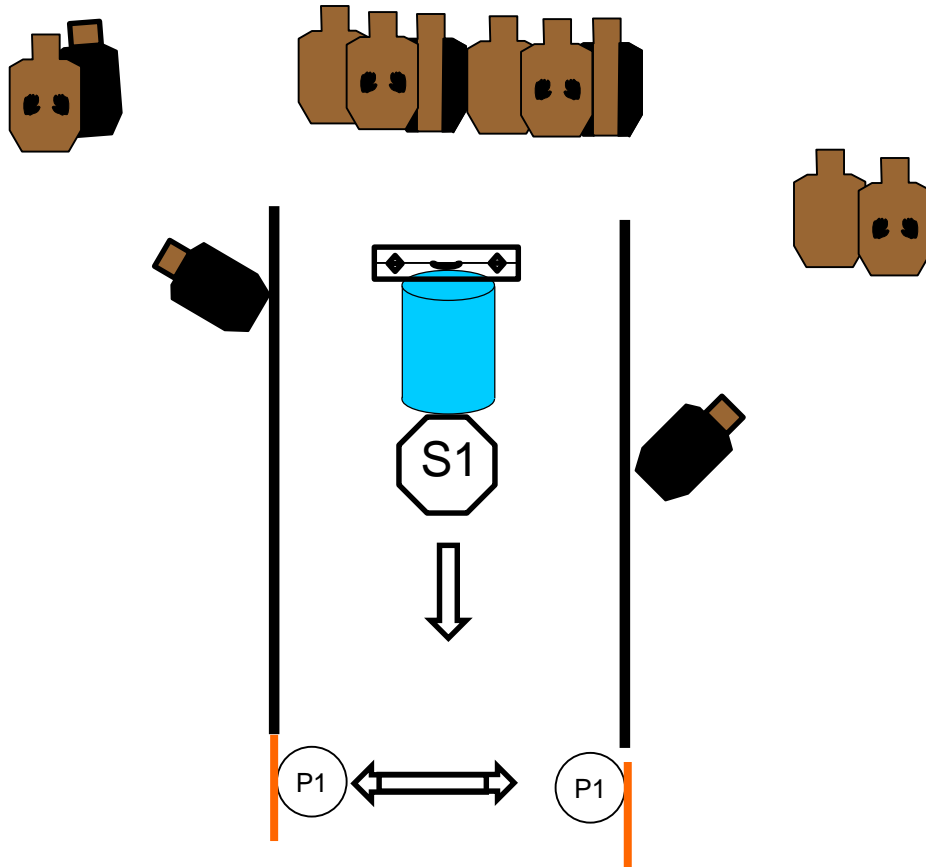
Scenario	Lefty righty drill
Scoring	LIMITED Vickers
Concealment	Optional
Starting Position	S1 Facing up range, hands in French position Gun loaded to division capacity.
Description	Proceed to P1. From the RIGHT side, engage all targets using weak hand/freestyle with <b><u>1 shot each.</u></b>  Proceed to opposite side and engage all targets using strong hand <b>only</b> with <b><u>2 shots each.</u></b>
Scored shots	18
Targets	3 x plain, 1 x NT, 1 x skunk, 1 x R-Diag, 1 x L-Diag
Props	Bianchi
Setup notes	No more than 7 yards
SO Notes	Left handers can thank me after the match!
	<b>BAY C</b>

<b>Lefty Righty drill</b>	Mark Stavrakis	1/2020
---------------------------	----------------	--------

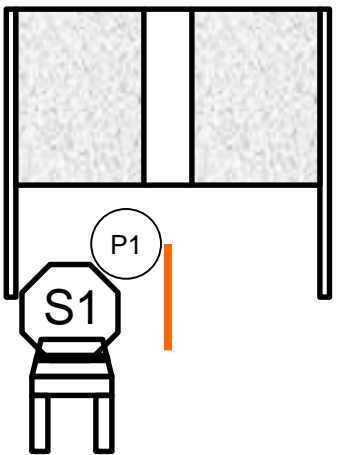
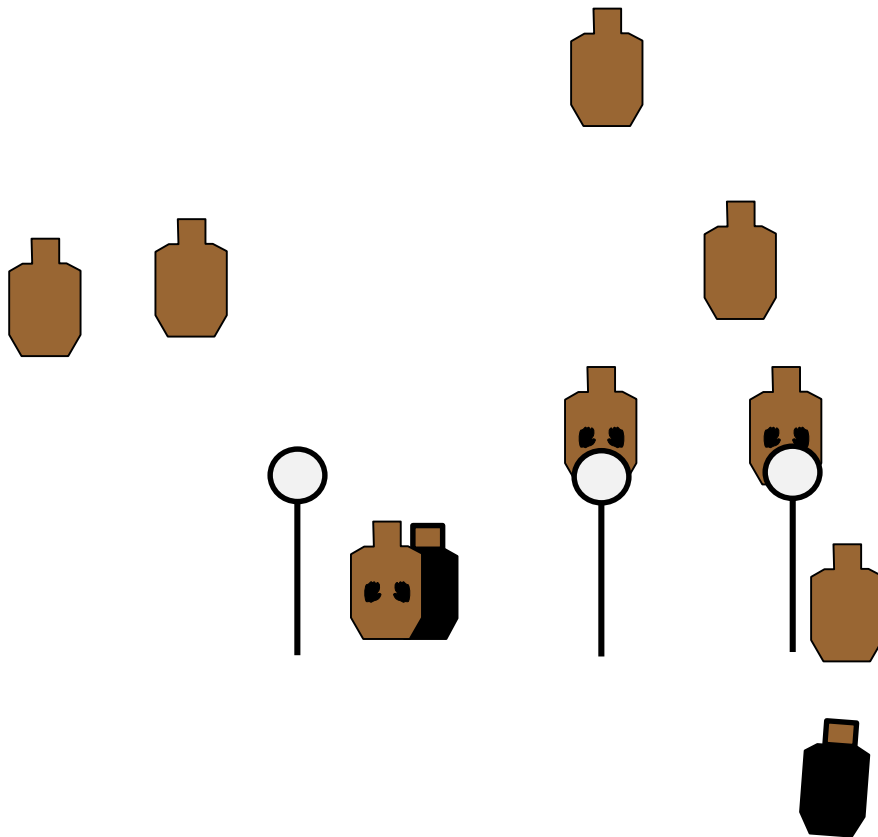


Scenario	You're being attacked by several un-friendlies and have to fight your way to safety.
Scoring	Vickers
Concealment	Mandatory
Starting Position	S1 Facing up range Gun loaded to division capacity.
Description	At the signal turn and engage targets from behind Bianchi. Then proceed to P1 and engage all targets through window. All paper gets 2 shots each.
Scored shots	16
Targets	5 x plain, 3 x NT, 1 x skunk, 1 x head
Props	Drop turner, bear trap
Setup notes	
SO Notes	
	<b>BAY D</b>

<b>The Compound</b>	Mark Stavrakis	1/2020
---------------------	----------------	--------

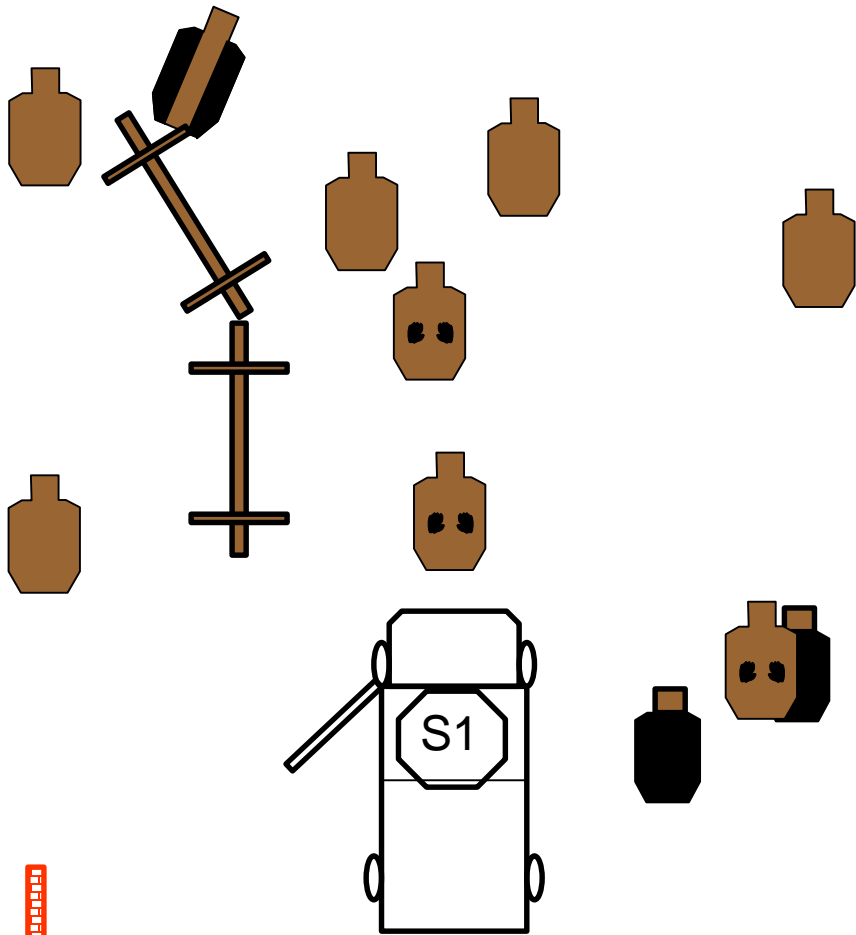


Scenario	You're working an undercover drug sting and it goes wrong. More people show up than was expected and you have to fight your way out.
Scoring	Vickers
Concealment	Mandatory
Starting Position	S1 Gun loaded to division capacity inside briefcase
Description	At the signal retrieve gun from briefcase and, engage targets. Proceed to either P1 corner. At P1 engage targets from cover. Then proceed to opposite P1 and do the same. All paper gets 2 shots.
Scored shots	16
Targets	3 x plain, 4 x NT, 2 x head, 2 x skunk
Props	1 x barrel, 1 x briefcase
Setup notes	
SO Notes	
<b>BAY E</b>	



Scenario	Shooting steel
Scoring	Vickers
Concealment	Mandatory
Starting Position	S1 Sitting on stool facing uprange, hands on legs Gun loaded to division capacity.
Description	At the signal, go to P1 and engage all targets through window. All paper gets 2 shots each. Steel must fall off stand.
Scored shots	17
Targets	4 x plain, 3 x NT, 2 x head
Props	3 x 6" steel plates and stands
Setup notes	
SO Notes	
<b>BAY F</b>	

<b>Heavy Metal</b>	Mark Stavrakis	1/2020
--------------------	----------------	--------



Scenario	You're lost in a bad neighborhood so you're calling for directions. A gang decides to steal that fine ride you're in but you're not having that.
Scoring	Vickers
Concealment	Optional
Starting Position	S1 sitting behind the wheel facing front of truck holding cell phone next to ear. Door partially open. Gun loaded to division capacity on seat next to you.
Description	At the signal put phone down engage 2 targets through passenger door and then engage single visible target through left door. PCC <b>must</b> exit truck to engage left target from outside truck. Then engage remaining visible targets using door as cover. Then proceed towards front of truck and engage any remaining target. All targets get 2 shots each
Scored shots	16
Targets	5 x plain, 3 x NT, 2 x head, 1 x skunk
Props	Classic S10, cell phone
Setup notes	
SO Notes	
	<b>BAY X</b>