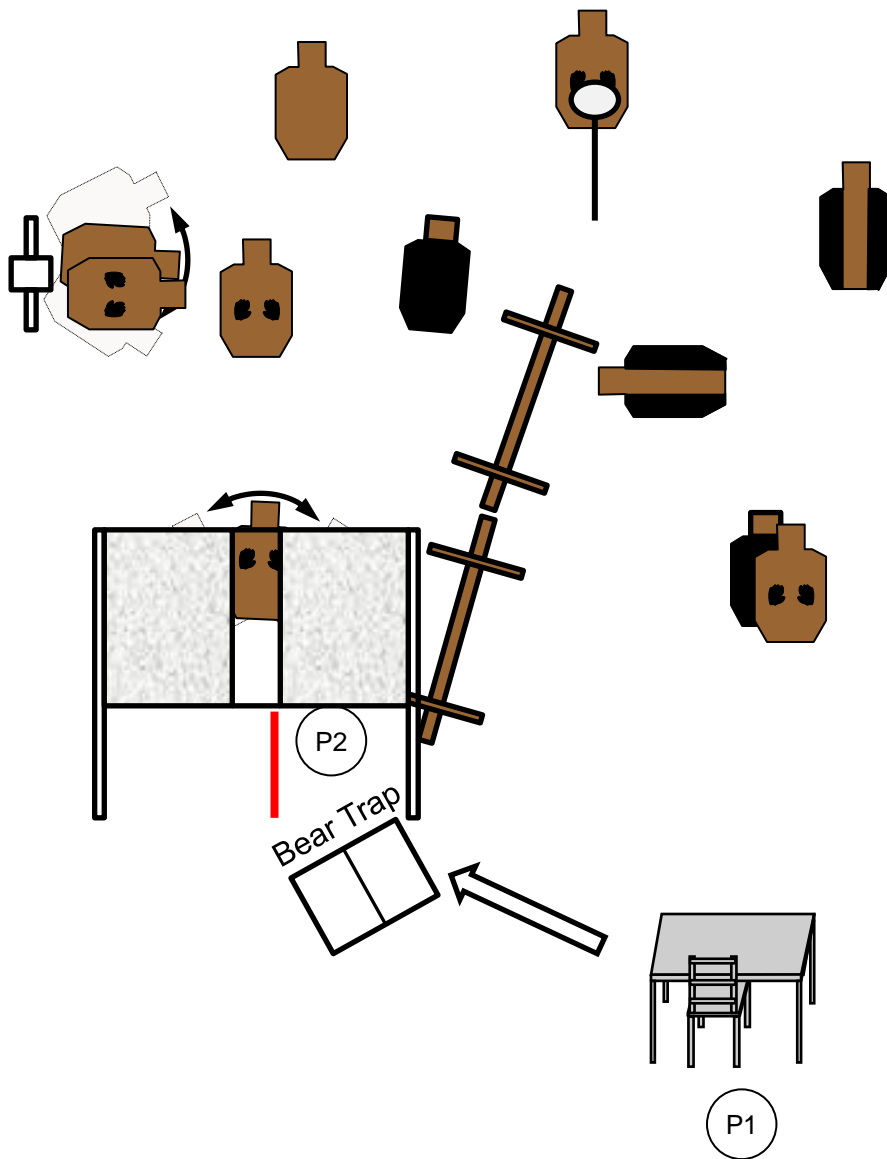


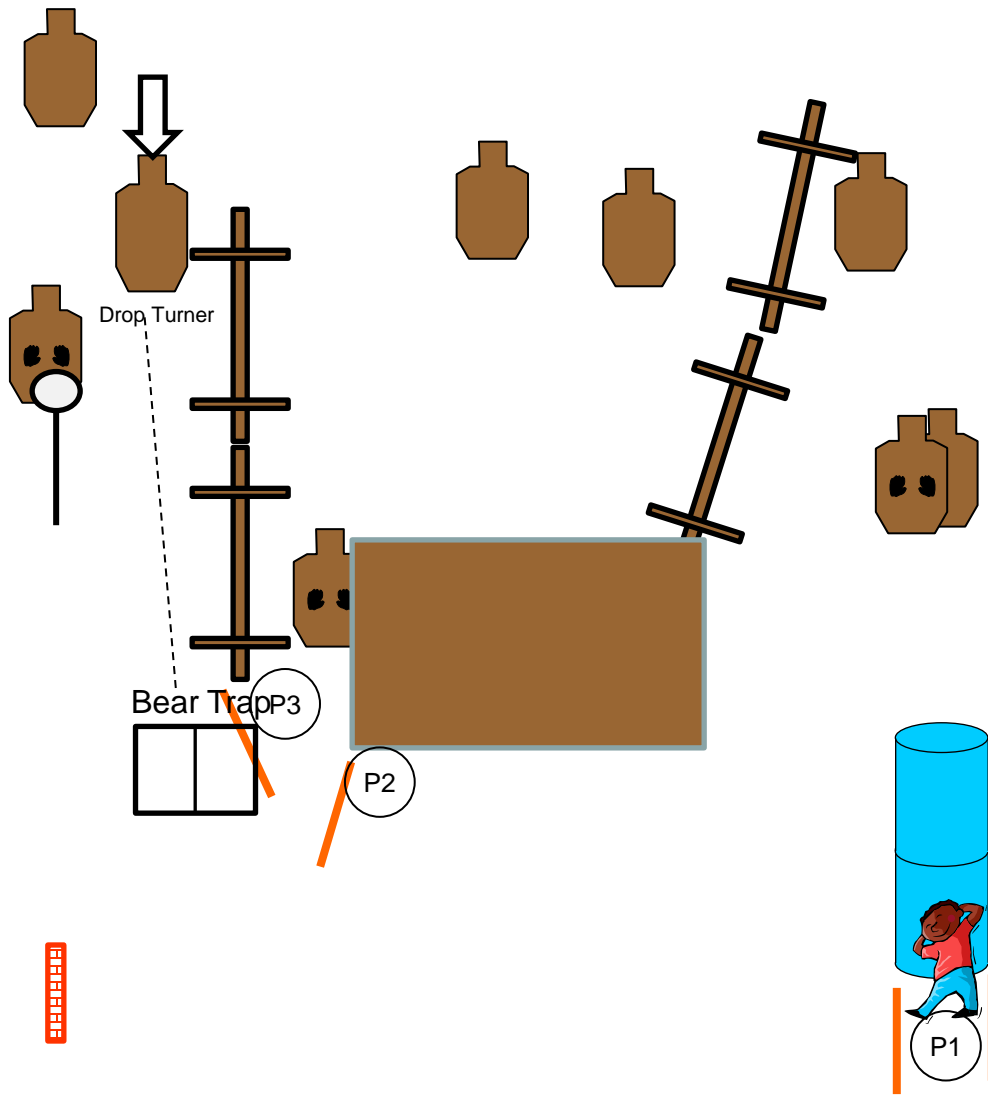
Scenario	It's like an IDPA bad dream. Everything is moving!
Scoring	Vickers
Concealment	Mandatory
Starting Position	S1 Holding <b>RIGHT SIDE</b> rope in <b>STRONG</b> hand Gun loaded to division capacity.
Description	At the signal pull the rope to activate and engage pop up. Then engage all other targets from behind Bianchi. <b>LEFT SIDE</b> rope must be pulled but it's shooter's choice when to pull it and which hand to use. Then engage swinger . All paper gets two shots each. Steel must fall.
Scored shots	14
Targets	5 x plain, 4 NT, 1 x skunk
Props	
SO Notes	
<b>BAY A</b>	



<b>Everything is moving</b>	Mark Stavrakis	2-2021
-----------------------------	----------------	--------





Scenario	You're watching the counter in the corner Stop 'N Rob store when a mob comes in to rob the place. They hide behind the shelves so you have to shoot around their cover.
Scoring	Vickers
Concealment	Mandatory
Starting Position	Seated at P1, hands on knees. Gun loaded to division capacity in holster.
Description	At the signal engage targets in Tactical priority, near to far. 4 rows. WHILE SEATED. Then proceed to P2, stepping on bear trap and engage all targets through window. All paper gets 2 shots each, steel must fall.
Scored shots	13
Targets	2 x plain, 4 x NT, 1 x skunk, 2 x head
Props	1 x 6" knock off, 1 x activator steel, 2 x swingers
Setup notes	
SO Notes	
	<b>BAY B</b>



Scenario	Your partner has been wounded and you have to get him to safety while eliminating all aggressors.
Scoring	Vickers
Concealment	Mandatory
Starting Position	S1 Gun loaded to division capacity.
Description	At the signal go to the barrels, P1 and engage all threats. Drag your partner to behind the wall. At least 50% of body must be behind the wall.  Proceed to P2 and engage all threats.  Proceed to P3, step on bear trap and engage all threats.  All paper gets 2 shots each. Steel must fall.
Scored shots	13
Targets	5 x plain, 3 x NT
Props	
SO Notes	
<b>BAY C</b>	

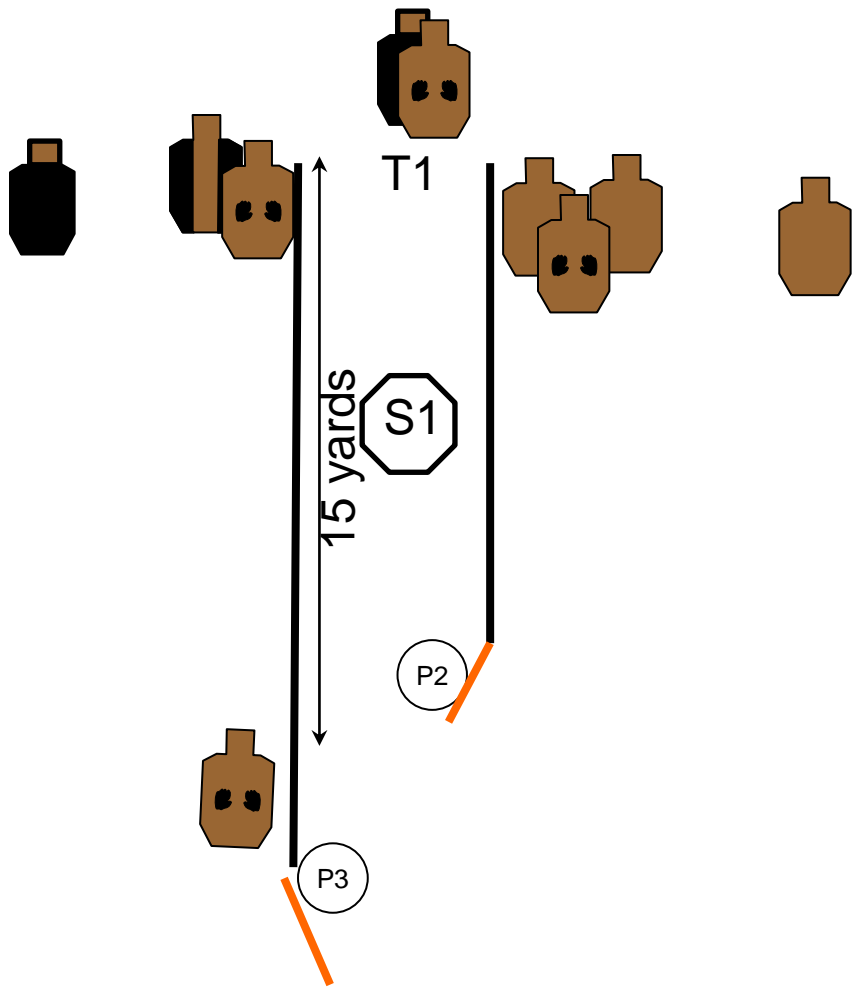
S1

Help your partner	Mark Stavrakis	2-2021
-------------------	----------------	--------



Scenario	You're working in a warehouse when a robbery goes wrong and bad guys take several hostages. You're the only person with a gun so you have to free them.
Scoring	Vickers
Concealment	Mandatory
Starting Position	P1 in chair facing UP RANGE with both feet on bench. Newspaper in hands. Gun loaded to division capacity.
Description	At the signal go to window and engage all threats through window with 2 shots each. Steel must fall All shots must be through the window.
Scored shots	13
Targets	5 x plain, 4 x NT, 2 x skunk 1 x 6" knock off
Props	Window wall, chair, 2 x barrels
Setup notes	
SO Notes	Can start from either side of window
<b>BAY D</b>	

<b>Free the Hostages</b>	Mark Stavrakis	2-2021
--------------------------	----------------	--------

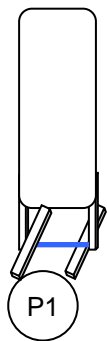
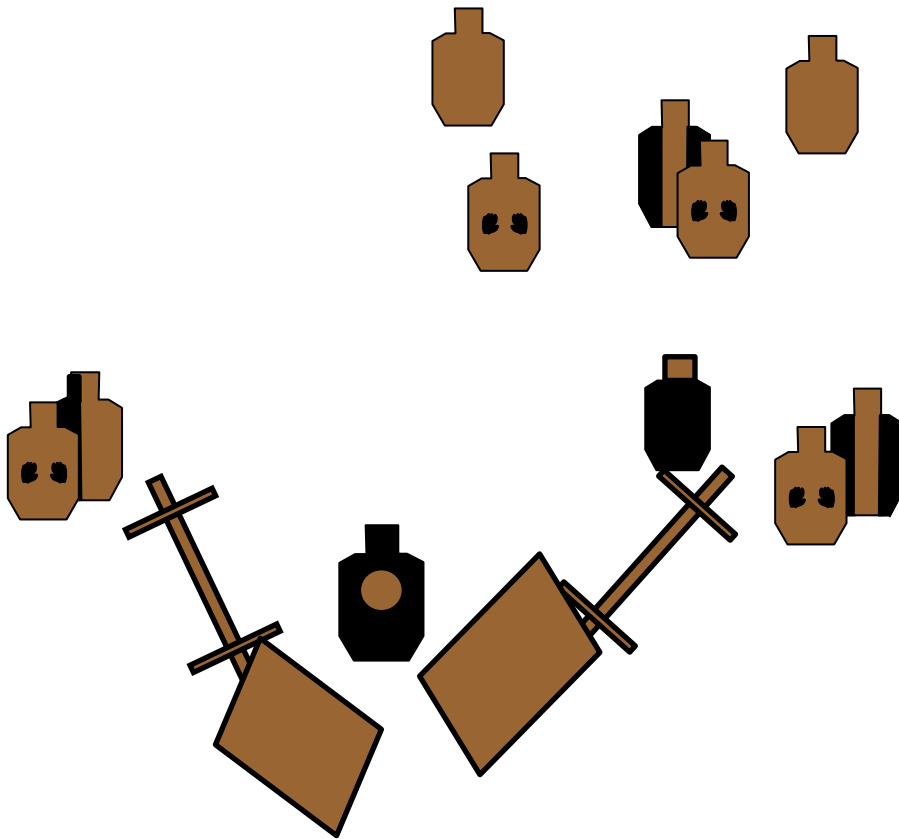


Scenario	It's late and you have to stop on the way home to pick up some milk and stumble into a robbery at the corner store. You have to fight your way out.
Scoring	Vickers
Concealment	Mandatory
Starting Position	S1 Gun loaded to division capacity.
Description	Start at P1 holding milk jug in <b><u>strong hand</u></b> . At the signal drop milk and engage T1 with 2 shots.  Proceed to P2 and engage all targets with <b><u>2 shots to body and 1 to head</u></b> .  Proceed to P3 and engage all targets.  All paper gets 2 shots each.
Scored shots	15
Targets	3 x plain, 4 x NT, 2 x skunk, 2 x head
Props	Milk jug with sand
Setup notes	
SO Notes	Watch 180
	<b>BAY E</b>

**Honey pick up  
some milk**

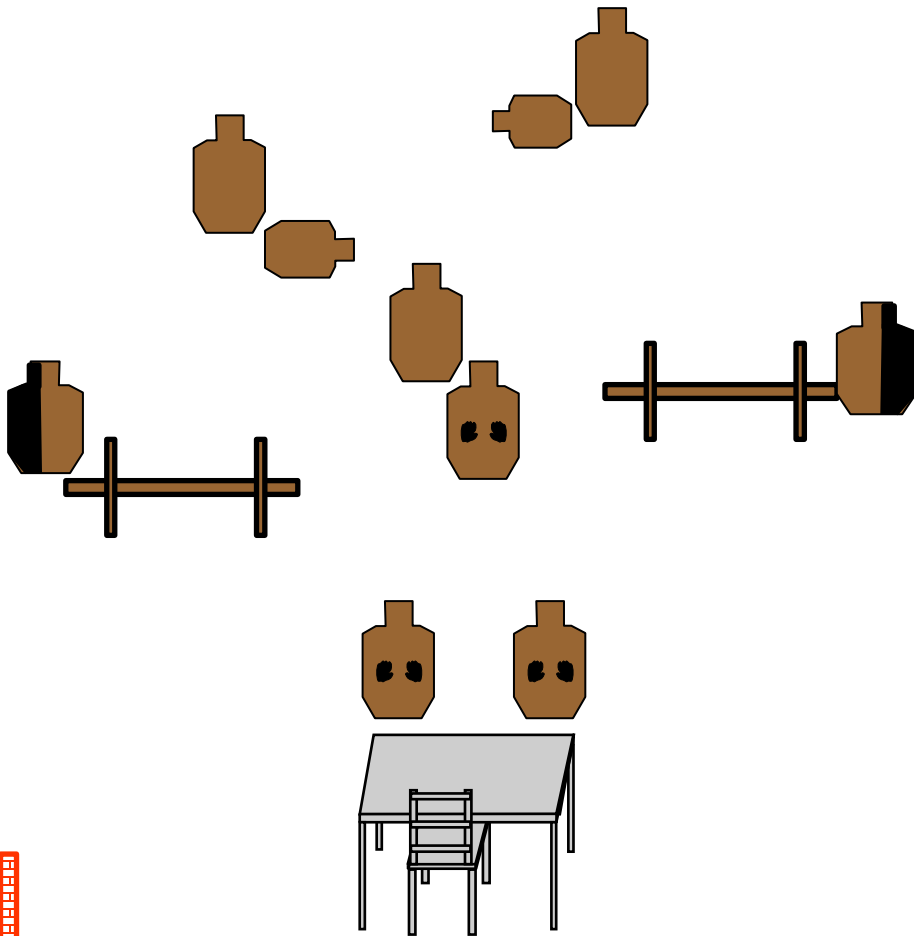
Mark  
Stavrakis

2-2021



Scenario	You've been hired as a bodyguard for a diplomat. You hear a noise from the backyard near the play area and find home invaders with pistols, duct tape and zip ties have climbed over your fence, looking to kidnap someone. And the kids are in the way.
Scoring	Vickers
Concealment	Mandatory
Starting Position	P1 Gun loaded to division capacity.
Description	At P1, engage all targets from behind Bianchi.
Scored shots	14
Targets	3 x plain, 4 x NT, 2 x skunk, 1 x head 1 x left HC, 1 center
Props	Bianchi
Setup notes	
SO Notes	
	<b>BAY F</b>

<b>Not on my watch</b>	Mark Stavrakis	2-2021
------------------------	----------------	--------



Scenario	It's late and you're hungry so you stop at ol' Gutbomb's Diner for a quick bite to eat. A group of punk thugs and a couple dogs come in and try to rob everybody. You're the guy with a LTC.
Scoring	Vickers
Concealment	Mandatory
Starting Position	P1 Seated at table. Hands on legs. Gun loaded to division capacity
Description	At the signal, draw and engage all targets with 2 shots each in any order <b><u>while seated.</u></b>
Scored shots	14
Targets	4 x open, 3 x NT, 1 x Left HC, 1 x Right HC, 2 x dog
Props	Table, chair,
Setup notes	
SO Notes	
	<b>BAY X</b>