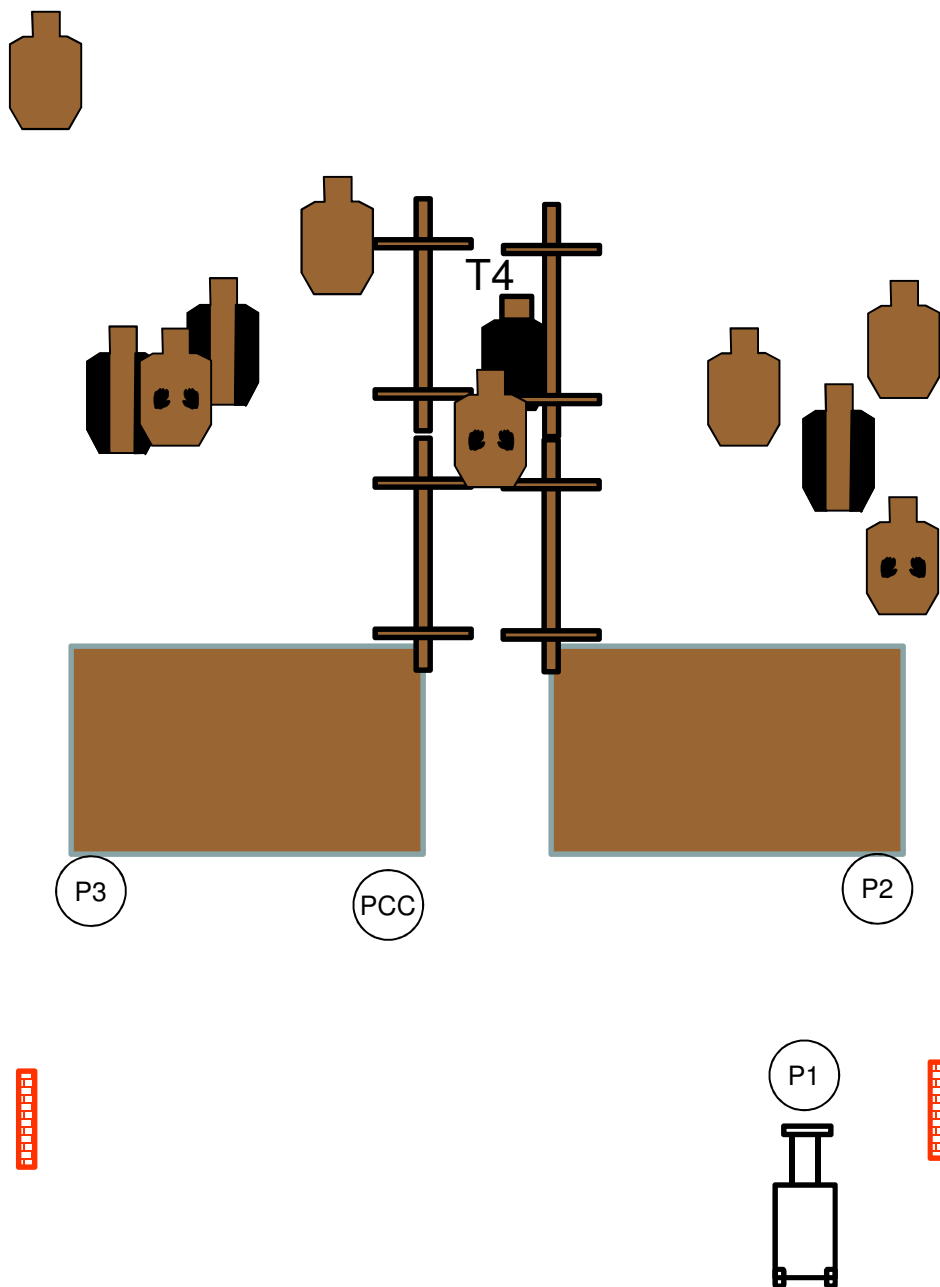


Scenario	You're in a parking lot trying to get to your car and a gang thinks you're an easy target. They try to flank you and you have to shoot between the cars.
Scoring	Vickers
Concealment	Mandatory
Starting Position	P1 Gun loaded to division capacity.
Description	At the signal draw and engage T1 & T2 with 3 shots each <u>while backing up</u> to P2. At P2 – P4 engage each target with 2 shots either from cover or on the move. Proceed to P5 and engage all targets with 2 shots each. Steel must fall.
Scored shots	18
Targets	9
Props	6 x Open, 2 x NT, 2 x skunks 1 x swinger 1 x popper
Setup notes	Set up close to berm to minimize 180 issues. Target frames close together.
SO Notes	Watch the 180
	BAY A

Parking Lot Ambush	Mark Stavrakis	10-2017
---------------------------	----------------	---------

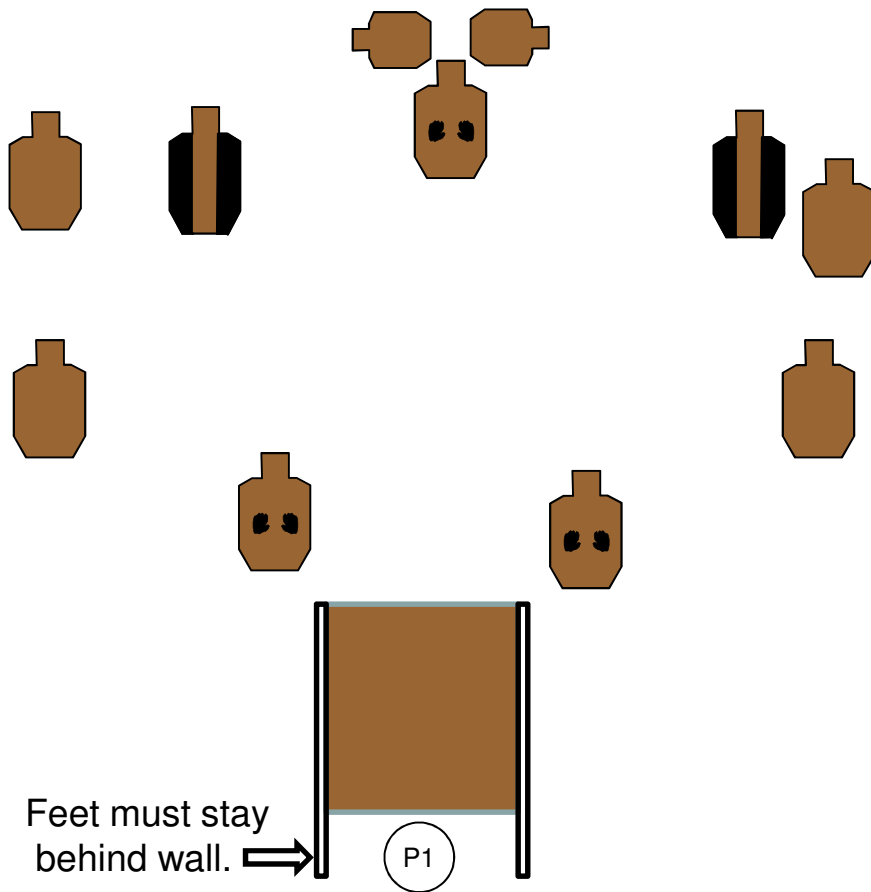


Scenario	It's been a long trip and you're walking from the car to check in at the No-Tell motel. You walk into a bunch of gang-bangers and have to get to safety with your suitcase.
Scoring	Vickers
Concealment	Mandatory
Starting Position	P1 Holding the suitcase handle in weak hand. Gun loaded to division capacity.
Description	At the signal, go to P2 while pulling suitcase with weak hand. At P2 release the suitcase and engage all targets. Then proceed to P3 while pulling suitcase in weak hand. Engage T4 while moving to P3. PCC move to opposite side of opening with suitcase and engage T4 from there. At P3 engage targets. All targets get 2 shots each.
Scored shots	16
Targets	4 x open, 3 x NT, 3 x skunks, 1 x head
Props	Roller Suitcase
Setup notes	
SO Notes	
	BAY B

**Hotel Hell Part
Deaux**

Mark
Stavrakis

10-2017

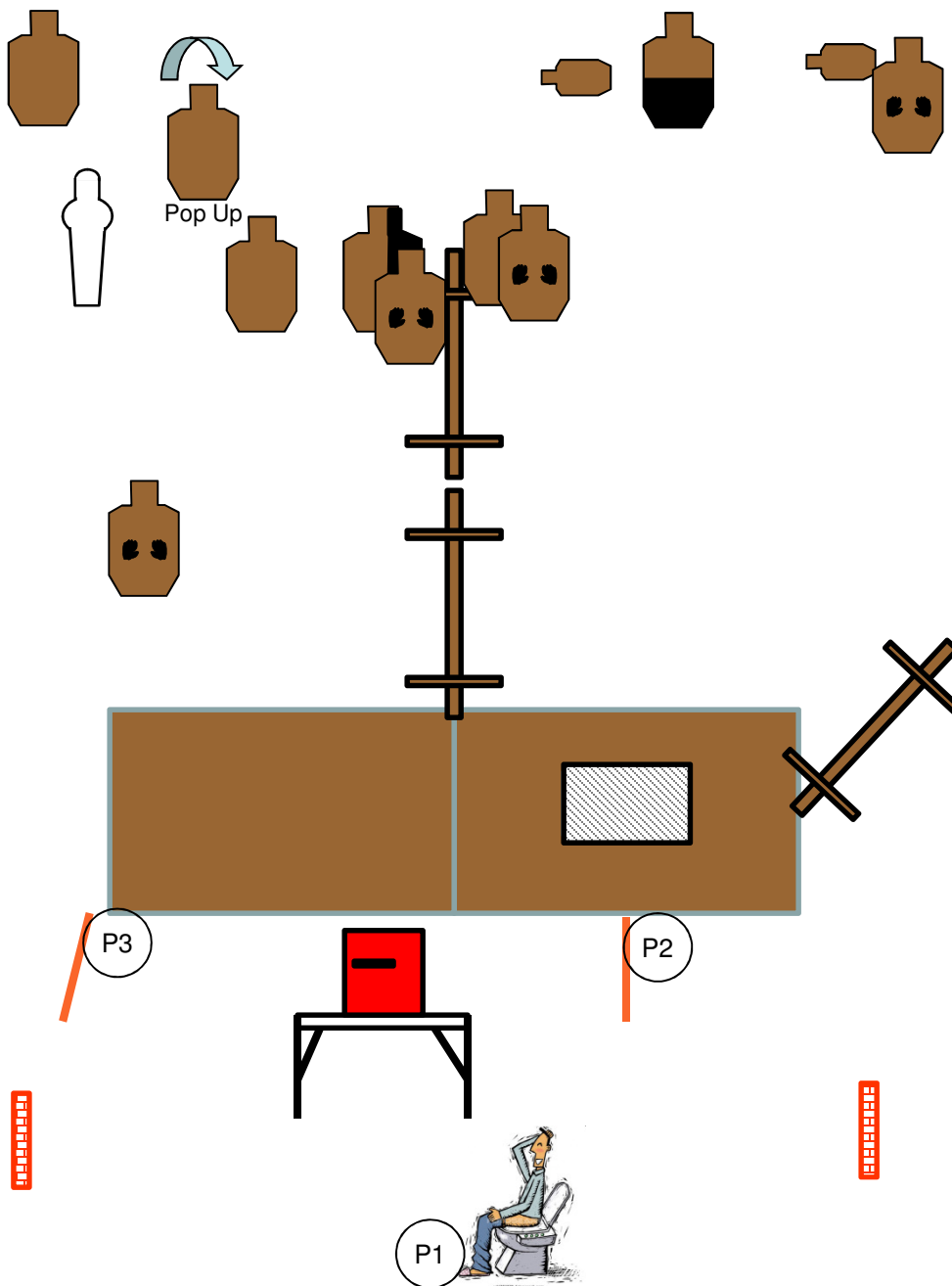


Scenario	Organized car thieves think you had a rare yellow Corvette in your garage. They tie you up and throw you outside but you manage to get loose, retrieve a gun but the door is jammed so you have to engage from under the door.
Scoring	Vickers
Concealment	Mandatory
Starting Position	P1 laying on your back with both feet behind wall. Both feet MUST extend past wall up to the ankle. Gun loaded to division capacity laying on ground.
Description	At the signal engage all targets with 2 shots each. Feet must always stay behind wall.
Scored shots	16
Targets	4 x plain, 3 x NT, 2 x skunk, 2 x dogs
Props	Short wall.
Setup notes	
SO Notes	
	BAY C

Under the door

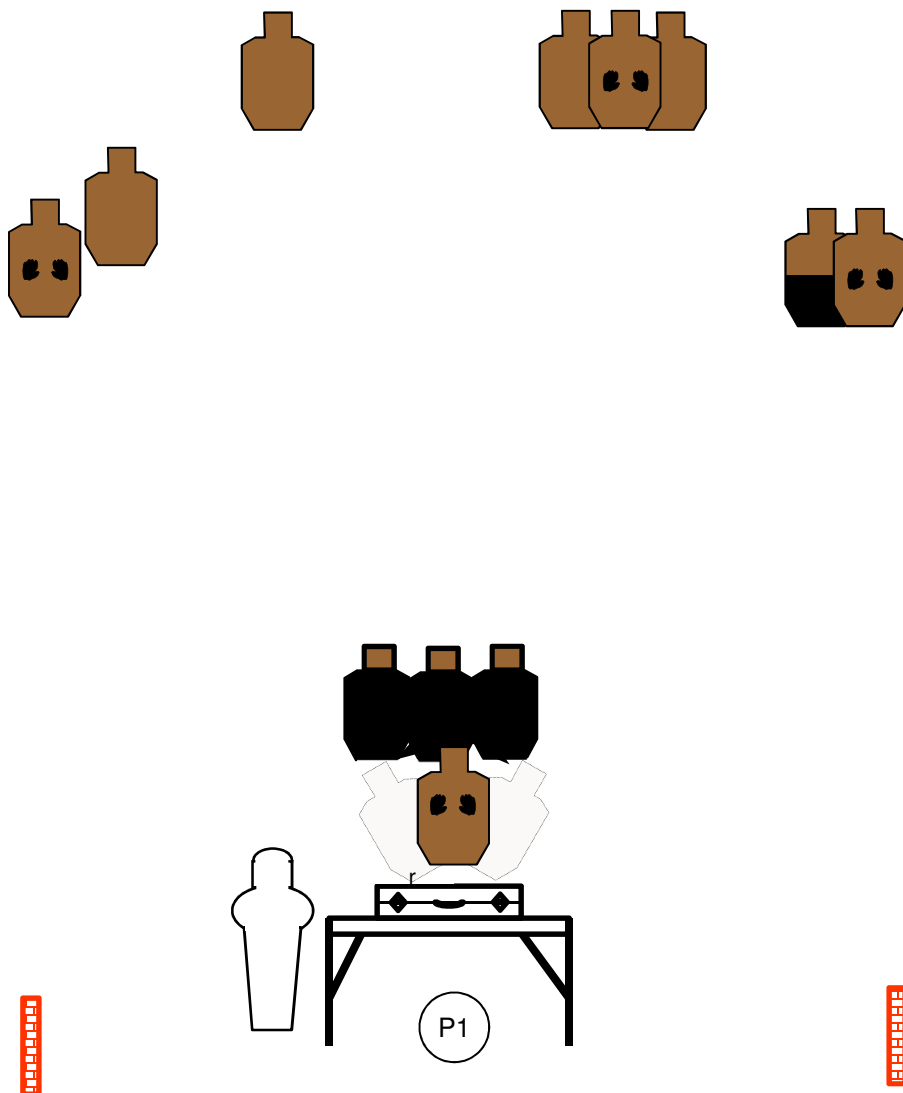
Mark Stavrakis

10-2017



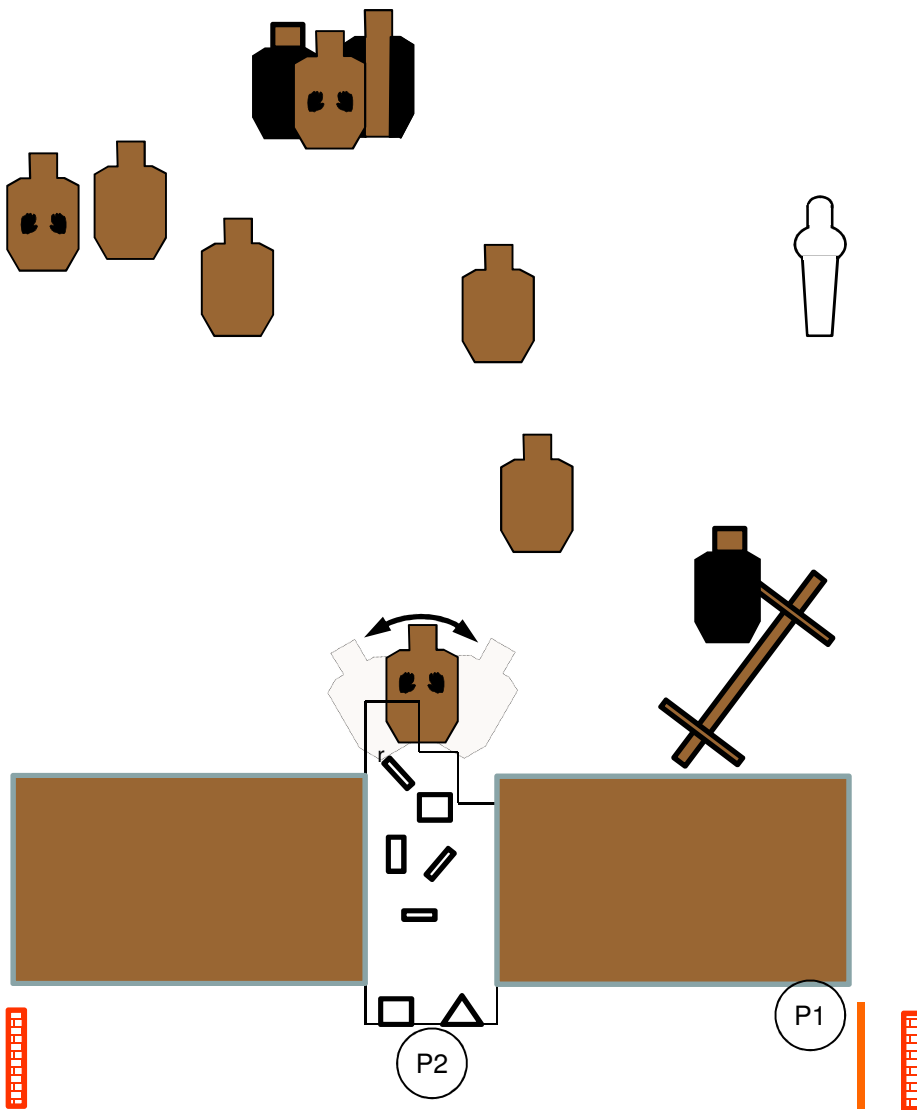
Scenario	You just sat down to take care of business and there's a terrible noise outside. There's a gang trying to break in and they're armed.
Scoring	Vickers
Concealment	Mandatory
Starting Position	P1 holding newspaper in both hands. Gun unloaded inside safe with ammo inside safe. PCC - Gun on top of safe, unloaded with ammo inside.
Description	At the signal retrieve gun and ammo from safe and proceed to P2. Open window and engage all targets through window. Proceed to P3 and engage all targets from left side of wall. Steel must fall. All paper gets 2 shots each.
Scored shots	17
Targets	4 x plain, 4 x NT, 1 x right side HC, 1 x bottom HC, 2 x dogs
Props	Safe, popper, pop-up, toilet
Setup notes	
SO Notes	
	BAY D

Aw Crap!	Mark Stavarakis	10-2017
-----------------	-----------------	---------

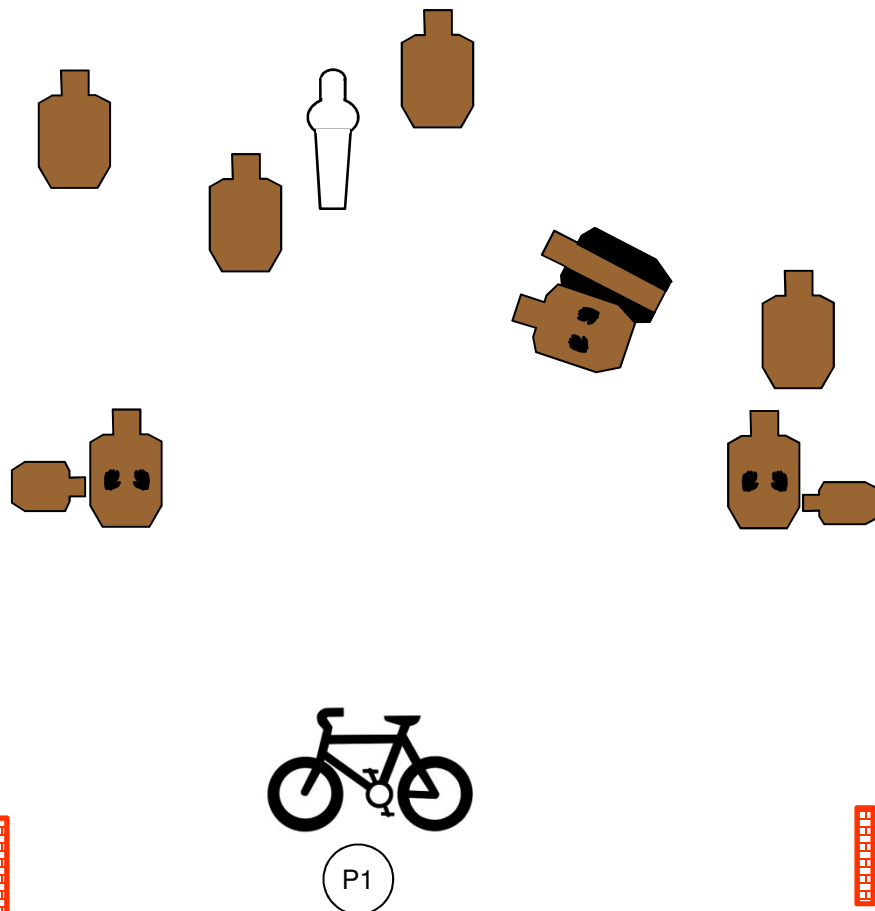


Scenario	Your meeting a customer for dinner and a gang comes in to rob everybody. You know your liberal customer is not armed so you have to get him down.
Scoring	Vickers
Concealment	Mandatory
Starting Position	P1 Seated with hands on table. Gun loaded to division capacity inside briefcase with lid closed.
Description	At the signal push customer to the ground with BOTH HANDS . Retrieve gun and engage all targets near to far. There are 3 groups to engage. All paper gets 2 shots each.
Scored shots	16
Targets	4 x plain, 4 NT, 3 x heads, 1 bottom HC
Props	BIG rear falling popper, briefcase, swinger.
Setup notes	
SO Notes	
	BAY E

Get down 2	Mark Stavrakis	10-2017
------------	----------------	---------



Scenario	
Scoring	Vickers
Concealment	Mandatory
Starting Position	P1 Facing up range, hands in French position. Gun loaded to division capacity.
Description	At the signal turn and engage popper then proceed to P2 and engage all targets through openings of your choice. Steel must fall before leaving P1. All paper gets 2 shots each.
Scored shots	15
Targets	4 x plain, 3 x NT, 1 x skunk, 2 x heads
Props	Cut out wall. Popper
Setup notes	
SO Notes	
	BAY F



Scenario	You're out for a ride but get off track and go through a bad neighborhood. The tweakers are trying to rob you. Of course they brought their dogs. Luckily you brought your protection, and IDPA vest.
Scoring	Vickers
Concealment	Mandatory
Starting Position	P1 Sitting on bicycle holding gun in strong hand pointed down range at 45° angle. Gun loaded to division capacity.
Description	At the signal, engage all targets, any order. All shots must be fired while seated on bicycle with feet pedaling. Feet can coast while reloading. All paper gets 2 shots each, steel must fall.
Scored shots	15
Targets	4 x plain, 3 x NT, 1 x skunk 2 x dogs
Props	Bicycle Popper
Setup notes	
SO Notes	
	BAY X

Tour de PSC	Mark Stavrakis	10-2017
--------------------	----------------	---------